




Mobile Connections



Fill in the gaps:

This topic explores our personal connections to places through the lens of our mobile _____ . As information and communication technologies advance, and access to mobile technology rapidly increases in Australia, students are increasingly _____  to people, places, information and goods and services through their mobile devices. Australians now enjoy high levels of access to ICT and it is recognised that young people in particular are increasingly digitally connected. However, access to ICT is not equitable on the national or _____  scale. This inequality is known as the **digital divide**. Identification of the digital divide across scales, and the impact this has on places, allows students to investigate the issue through the geographical inquiry process.

View the Google Slideshow on Mr Clayton's Personal Connections. Respond to the following question while viewing the slideshow and hearing the story.

Link: [Mr Clayton's Personal Connections](#)

Discuss the following points:

Places	Scale of Places	Transport and Infrastructure Connections	Family Connections	Consumption Connections
Entertainment Connections	Perceptions of places	'The world is getting smaller'	Issues of mobile connections	

Examine your own personal connections through images on your camera roll.

1. Create a new album in Photos on your device and name the album, My Connections.
2. Select up to 10 images from your camera roll and social media sites that represent your connections to places. Consider images of places you have visited, your family connections, personal products you own, entertainment choices, foods and places you may like to visit in the future.
3. Discuss your personal connections.
4. What factors influenced your connection to these places and people?
5. Collate your images into a collage using PicCollage or other collage app.
6. Share your collage with the class.

EXTENSION ACTIVITY LINK - [Google Mymaps](https://www.google.com.au/maps/d/) <https://www.google.com.au/maps/d/>

Create a Google MyMap to locate the places you have connections with. Connections can be categorised, pinned and annotated. Possible categories may include travel, places you have been to or wish to go to, recreation and leisure such as sporting interests, hobbies, activities and cultural connections such as family connections and heritage, foods, family traditions.

1. Locate and pin the connections.
2. Add details of the connections by adding text and photos.

HOW DOES MY PHONE CONNECT ME TO PLACES?

Reflect on the uptake of smartphone technology as examined in The App Effect.

 <https://www.youtube.com/watch?v=40zctp8p1H4>

1. Identify the key message in the video.

2. Evaluate the message for reliability and bias.

- Who created the message?
- Why was the message made?
- Who is paying for this?
- How is the message trying to get my attention?
- Who is represented in the message and who is not?

3. Identify how apps have changed the way people connect to people and places.

- What are your photography apps?
- How do you use your photography apps?

4. Explain this statement: "Data and information provided by apps is levelling the playing field".

5. Select one app from the video and use think, pair, share to:

- Describe how this app is used by people.
- Explain how the app benefits people.

MY DIGITAL BOOK

Create a digital book identifying how phones connect people to the world.

1. Create a digital book using an app such as Book Creator or Pages.
2. Insert the title – ‘A window to my world’. Insert a suitable title page image.
3. Insert a creative photo of yourself using your phone to view the world. Add an explanatory statement.
4. Insert a screenshot of your home screen. Label your most used apps.
5. Insert an image of your favourite app. Describe how you use it, why you like it and its potential benefits?
6. Write a concluding statement about how your phone connects you to your world.
7. In pairs, compare books and discuss how the apps on your phone connect you to people and places at different scales. Consider social connections, access to information, entertainment and services.

A LIFE WITHOUT PHONES

 https://www.youtube.com/watch?v=z_ceZG0ppkY

View the video Apple Apocalypse. Discuss the following ideas using visible thinking strategies:

- What would life be like without your phone?
- What would you miss if you had to go without your phone for a day, a week or more?
- How would you feel without a phone?
- Do you think we spend too much time on our phones? Explain your decision.

- Do you think phones should be banned from school? Explain your decision.
- What was life like before smartphones or other wireless mobile phones?

EXTENSION

<https://www.esafety.gov.au/esafety-information/esafety-issues/protecting-personal-information>

What information do individuals unwittingly make available about themselves while using apps and online services? Read the guide above presented by the Australian Government Office of the eSafety Commissioner about how to protect your information.

- What actions do you need to take to ensure your privacy is maintained?
- How should this message be communicated to other young people?

MOBILE CONNECTIONS AND THE FUTURE

<https://www.youtube.com/watch?v=bAqLSeqKWYs&feature=youtu.be>

Investigate how apps are able to improve the lives of people in places.

Investigate how apps are able to improve the lives of people in places. Investigate how apps are able to improve the lives of people in places.

Option 1	Option 2
<ol style="list-style-type: none">1. Analyse an app.2. Investigate an app that has been developed to enhance the lives of people around the world.3. Describe the app and the product or service it is delivering.4. Identify the group of people the app targets.5. Identify the geographic location or region for which the app is developed.6. Outline how people will benefit from using the app.7. Are there potential problems for people using the app?8. Predict the outcomes for the future.9. Share your results with the class.	<p>Develop an App Prototype using Keynote or SMART Notebook that could improve the lives of one group in a society around the world.</p> <ol style="list-style-type: none">1. Describe the product or service the app will deliver.2. Identify the group of people the app targets.3. Identify the geographic location or region for which the app is developed.4. Infer the issue it will solve.5. Infer the benefits to people in this place from the use of the app.6. Predict the outcomes for the future.7. Describe the design, features and interactivity of the app.8. Share your app idea with the class

Respond here:

WITHOUT A MOBILE CONNECTION

Reflect on the movie trailer 'Without a Net'.

 https://www.youtube.com/watch?v=38H3_9vTNp0

Undertake the following activities:

1. Account for the digital divide in this movie.

2. Describe the impact this has on the people and places.

3. Brainstorm using Padlet, other factors that may contribute to a digital divide.

https://padlet.com/travis_clayton/y0wgbuzwa011

WHAT IS IN A PHONE ANYWAY?

 <https://vimeo.com/263456775>

1. Identify what components and minerals can be found in a mobile phone.
